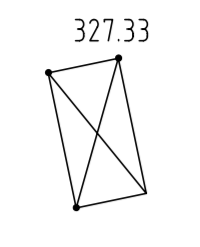


OKFF Eingangshalle = 328,51



1/10

D = 322,60
S = 320,31

D = 327,11
S = 324,71
EL = 324,82
AL = 324,76


D = 325,30
S = 324,18
EL = 324,58
AL = 324,17
ZL = 324,65

D = 325,93
S = 325,14

D = 324,40

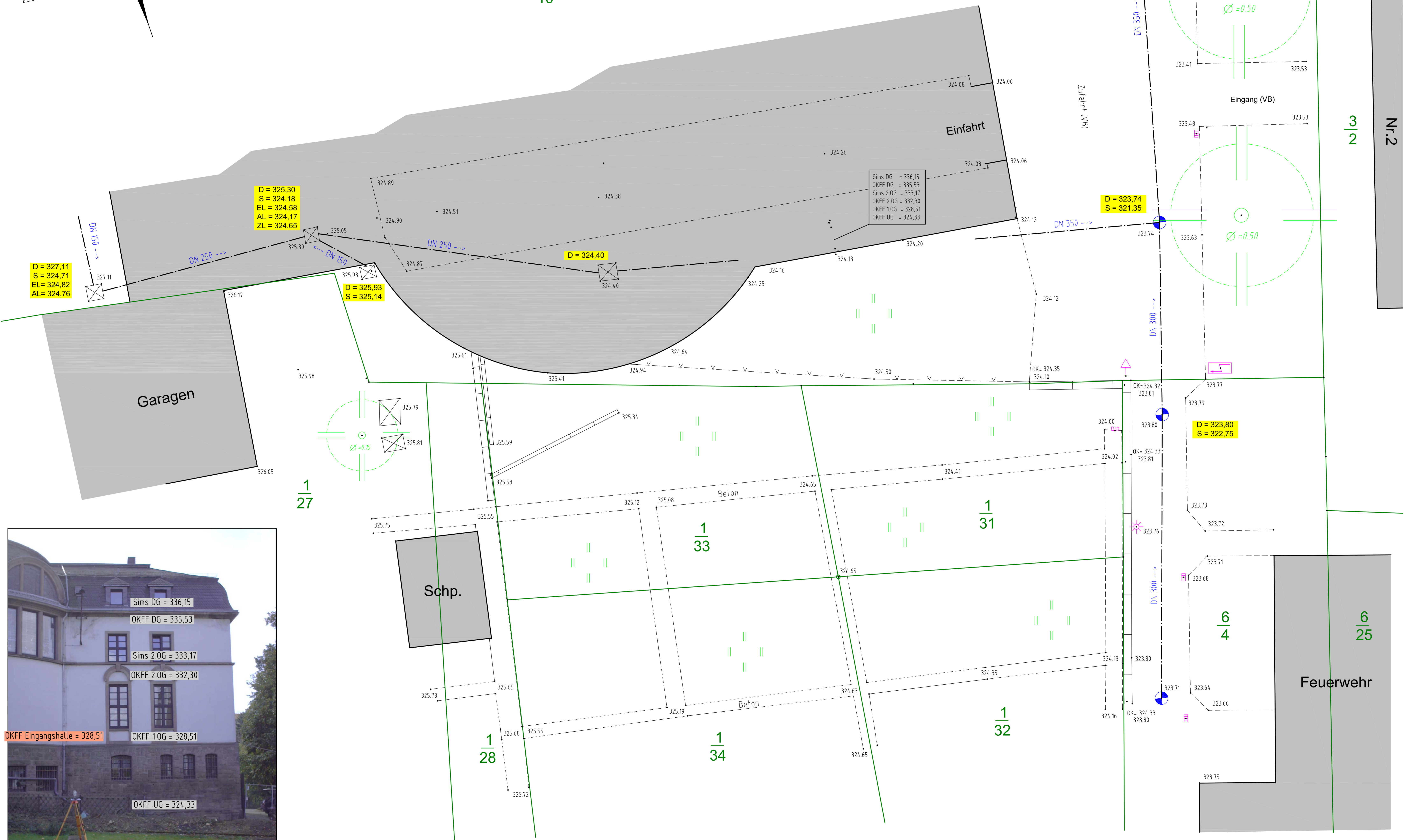
D = 323,74
S = 321,35

D = 323,80
S = 322,75



Sims DG = 336,15
OKFF DG = 335,53
Sims 2.OG = 333,17
OKFF 2.OG = 332,30
OKFF 1.OG = 328,51
OKFF UG = 324,33

OKFF Eingangshalle = 328,51



1/27

1/28

1/33

1/34

1/31

1/32

3/2

6/4

6/25

Nr. 2